








Statistical Market Analysis

Status	# Listings	List Volume	Sold Volume		List Price	Sold Price	Sale/List Price	Approx SQFT	List Price Per Approx SQFT	Sold Price Per Approx SQFT	Agent Days On Market	Cumulative Days On Market
Active	76	34,411,349	0	Low	110,000	0	0.00	620	147.53	0.00	1	1
				Avg	452,781	0	0.00	2,011	222.14	0.00	113	120
				Med	394,000	0	0.00	1,844	212.44	0.00	100	102
				High	1,375,000	0	0.00	4,886	399.82	0.00	303	559
UCB (Under Contract-Backups)	8	3,108,400	0	Low	119,900	0	0.00	620	177.55	0.00	29	29
				Avg	388,550	0	0.00	1,706	217.67	0.00	95	95
				Med	312,000	0	0.00	1,586	211.33	0.00	84	84
				High	849,000	0	0.00	2,848	298.10	0.00	200	200
Pending	7	3,562,995	0	Low	119,500	0	0.00	644	185.56	0.00	20	20
				Avg	508,999	0	0.00	1,982	245.63	0.00	70	99
				Med	549,500	0	0.00	2,179	245.73	0.00	50	96
				High	1,050,000	0	0.00	3,235	324.57	0.00	140	235
Closed	120	53,141,049	51,068,061	Low	99,900	97,500	0.84	620	137.62	136.44	3	0
				Avg	442,842	425,567	0.96	2,054	213.30	205.49	101	118
				Med	419,000	410,000	0.97	1,939	206.35	197.83	61	73
				High	1,400,000	1,175,000	1.03	8,143	398.85	378.00	1,142	1,607
Overall	211	94,223,793	51,068,061	Low	99,900	97,500	0.84	620	137.62	136.44	1	0
				Avg	446,558	425,567	0.96	2,023	217.72	205.49	104	117
				Med	417,500	410,000	0.97	1,871	207.99	197.83	81	85
				High	1,400,000	1,175,000	1.03	8,143	399.82	378.00	1,142	1,607

Selection Criteria for Comparable Properties

Specified listings from the following search: Property type Residential; Inside Scottsdale Ranch of Scottsdale Ranch; Status of 'Active', 'Closed', 'Pending', 'UCB (Under Contract-Backups)'; Close of Escrow Date between '2/1/2014' and '7/31/2014'.









Active Listings

Photo	MLS #	Address	Subdivision	Bed	Bth	Bedrooms Plus	SqFt	Approx Lot SqFt	YR	OLP	LP	SP	COE	LP/SP/\$/SF	CDOM
	5132501	9711 E Mountain View RD 2522	RACQUET CLUB	1	1	1	620	63	1985	110,000	110,000			177.42 / NA	44
	5112720	9708 E VIA LINDA -- 2318	Racquet Club	2	2	2	968	1,028	1985	153,000	153,000			158.06 / NA	85
	5102527	9708 E VIA LINDA -- 2352	THE RACQUET CLUB	2	2	2	968	94	1986	155,000	154,949			160.07 / NA	105
	5145907	10115 E MOUNTAIN VIEW RD 2001	Venetian II	1	1	1	704	734	1984	155,000	155,000			220.17 / NA	15
	5037452	9708 E VIA LINDA DR 1358	Racquet Club	2	2	2	1,038	1,094	1986	179,000	170,000			163.78 / NA	242
	5111072	9708 E VIA LINDA RD N 1367	RACQUET CLUB AT SCOTTSDALE RANCH	2	2	3	968	0	1985	190,000	179,900			185.85 / NA	88
	5114777	10115 E MOUNTAIN VIEW RD 1019	Venetian Condominiums	2	2.5	2	1,254	676	1984	204,900	185,000			147.53 / NA	80
	5042727	9708 E VIA LINDA DR 2366	Racquet Club	2	2	2	1,038	109	1986	190,000	190,000			183.04 / NA	157









	5046813	9707 E MOUNTAIN VIEW RD 2438	RACQUET CLUB	1	1	1	850	829	1984	214,900	199,900		235.18 / NA	214
	5101280	10115 E Mountain View RD 2110	Venetian Condominium Phase 2	2	2	2	1,076	0	1984	220,000	207,000		192.38 / NA	108
	5151731	10080 E MOUNTAINVIEW LAKE DR 115	Scottsdale Bay Club	2	2	2	1,152	1,185	1992	219,000	219,000		190.1 / NA	1
	5151380	10055 E Mountainview Lake DR 1018	Venetian Condominiums	2	2.5	2	1,256	649	1984	220,000	220,000		175.16 / NA	1
	5120321	10080 E MOUNTAIN VIEW LAKE DR 243	Scottsdale Bay Club	1	1	1	1,095	1,099	1992	225,000	225,000		205.48 / NA	70
	5078679	9707 E MOUNTAIN VIEW RD 1424	Racquet Club	2	2	2	1,136	116	1984	252,000	232,000		204.23 / NA	151
	5138200	9707 E MOUNTAIN VIEW RD 2450	Racquet Club	2	2	2	1,136	115	1984	249,900	235,000		206.87 / NA	31
	5095313	9707 E MOUNTAIN VIEW RD 1401	RACQUET CLUB	2	2	2	1,136	116	1984	289,900	248,900		219.1 / NA	119
	5075279	9705 E MOUNTAIN VIEW RD 1190	Racquet Club	2	2.5	2	1,371	0	1984	265,000	259,000		188.91 / NA	157
	5033280	9705 E MOUNTAIN VIEW RD 1058	Racquet Club	3	2.5	3	1,489	118	1985	260,000	260,000		174.61 / NA	254
	5111067	9705 E Mountain View RD 1028	Racquet Club	2	2.5	4	1,371	0	1985	268,800	260,300		189.86 / NA	88
	5109076	9705 E MOUNTAIN VIEW RD 1155	Racquet Club	3	2.5	3	1,489	1,135	1984	289,000	274,900		184.62 / NA	92
	5096182	10017 E MOUNTAIN VIEW RD 1056	THE FOUNTAINS	2	2.5	2	1,792	83	1984	299,900	275,000		153.46 / NA	116
	5139008	9705 E MOUNTAIN VIEW RD 1175	RACQUET CLUB	2	2.5	3	1,350	0	1984	289,900	289,900		214.74 / NA	30
	5070449	9705 E MOUNTAIN VIEW RD 1177	Racquet Club	2	2.5	2	1,365	97	1984	299,900	299,900		219.71 / NA	168
	5018274	10554 E TOPAZ CIR	HERITAGE VILLAGE 4	3	2	3	2,041	4,370	1986	388,000	308,000		150.91 / NA	284
	5085231	10080 E MOUNTAINVIEW LAKE DR 216	SCOTTSDALE BAY CLUB	3	2	3	1,592	1,582	1992	325,000	314,900		197.8 / NA	139
	5076801	10230 N 105th WAY	Heritage Village 4	3	2.5	3	1,937	4,509	1990	339,000	319,000		164.69 / NA	154
	5116081	9709 E MOUNTAIN VIEW RD 2624	RACQUET CLUB	2	2.5	4	1,745	2,757	1984	324,900	324,900		186.19 / NA	105
	5145443	10587 E FANFOL LN	SUNTREE EAST	2	2	2	1,537	4,049	1984	330,000	330,000		214.7 / NA	133

	5004206	10080 E Mountainview Lake DR 241	SCOTTSDALE BAY CLUB	2	1.75	2	1,152	118	1992	359,900	345,000		299.48 / NA	303
	5088795	10603 E FANFOL LN	SUNTREE EAST AMD 294-7 AT	3	2	3	1,544	4,044	1985	358,000	348,500		225.71 / NA	132
	5150292	10080 E MOUNTAINVIEW LAKE DR 252	Scottsdale Bay Club	2	2	2	1,152	1,170	1992	349,500	349,500		303.39 / NA	4
	5105418	10080 E MOUNTAINVIEW LAKE DR 158	Scottsdale Bay Club	2	2	2	1,152	117	1992	359,900	349,900		303.73 / NA	99
	5036321	9707 E MOUNTAIN VIEW RD 2461	Racquet Club	2	2	2	1,136	116	1984	350,000	350,000		308.1 / NA	247
	5149072	10006 E SADDLEHORN TRL	Mission Monterey	3	2	4	1,768	5,192	1984	359,900	359,900		203.56 / NA	8
	5146135	9987 E Fanfol DR	Mission Monterey	2	2	2	1,871	5,153	1984	375,000	375,000		200.43 / NA	14
	5094561	10595 E MISSION LN	Scottsdale Ranch	3	2	3	1,846	8,171	1985	385,200	379,200		205.42 / NA	120
	5151464	10492 E BELLA VISTA DR	SCOTTSDALE RANCH 11-A LOT	4	2	5	2,121	6,995	1985	380,000	380,000		179.16 / NA	1
	5092143	9484 N 105TH PL	Suntree East	3	2	3	1,976	4,193	1984	389,000	389,000		196.86 / NA	126
	5120187	10085 E SAN SALVADOR DR	Casa Del Cielo at Scottsdale Ranch	2	2	2	1,413	6,235	1985	399,000	399,000		282.38 / NA	70
	5104303	10547 E San Salvador DR	Scottsdale Ranch	2	2	3	1,684	9,808	1985	435,000	420,000		249.41 / NA	101
	5058460	10527 E FANFOL LN	Suntree East	3	3	3	2,187	4,520	1986	435,000	425,000		194.33 / NA	191
	5042958	9023 N 107TH PL	MOUNTAINVIEW VILLAGE	3	2	3	2,093	6,876	1991	479,900	439,900		210.18 / NA	228
	5109278	9136 N ROCKNE RD	Scottsdale Ranch	3	2	3	2,189	11,191	1987	499,000	470,000		214.71 / NA	91
	5096151	9977 N 101st ST	Las Brisas	2	2	2	1,604	7,500	1986	488,400	472,500		294.58 / NA	118
	5120202	10162 N 100th PL	Las Brisas @Scottsdale Ranch	2	2	3	1,780	6,146	1985	475,000	475,000		266.85 / NA	70
	5144903	9174 N 107TH WAY	Lot 154 Mountainview Village Replat MCR340/34	3	2	3	1,886	7,022	1989	479,500	479,500		254.24 / NA	17
	5109530	9228 N 106TH WAY	Mountainview Village	3	2	3	2,062	6,504	1989	499,000	479,900		232.74 / NA	91
	5048955	10084 E IRONWOOD DR	Las Brisas at Scottsdale Ranch	2	2	3	2,063	4,224	1986	575,000	489,900		237.47 / NA	209

	5142843	10081 E TURQUOISE AVE	Las Brisas	2	2	3	1,800	5,847	1986	499,000	499,000		277.22 / NA	21
	5022467	10810 E BELLA VISTA DR	SCOTTSDALE RANCH, MOUNTAINVIEW VILLAGE	3	2	3	2,093	6,970	1991	573,500	499,900		238.84 / NA	276
	5145971	9624 E TURQUOISE AVE	Scottsdale Ranch Unit 2 MCR 227-25	4	2.5	4	2,656	12,748	1986	534,900	534,900		201.39 / NA	15
	5134091	10065 E DOUBLETREE RANCH RD	SCOTTSDALE RANCH	4	2	4	2,369	13,394	1985	575,000	535,000		225.83 / NA	42
	5038736	9868 N 101ST ST	LAS BRISAS	2	2	2	1,863	4,289	1986	637,000	549,000		294.69 / NA	224
	5042779	10129 E Topaz DR	Las Brisas	2	2	3	2,405	5,132	1988	600,000	550,000		228.69 / NA	164
	5098845	10050 E MOUNTAINVIEW LAKE DR 22	Mountainview Lake Estates	2	2	2	1,843	0	1984	550,000	550,000		298.43 / NA	113
	5107752	10287 E SAN SALVADOR DR	Scottsdale Ranch	4	3.5	4	2,968	12,126	1984	629,000	564,000		190.03 / NA	94
	5128940	10791 E SAN SALVADOR DR	Scottsdale Ranch	4	2.5	4	2,480	11,714	1987	599,000	586,000		236.29 / NA	61
	5103425	10975 E SAN SALVADOR DR	MOUNTAINVIEW PLACE	4	2	4	2,561	13,736	1991	605,000	589,900		230.34 / NA	103
	5131984	10145 E Bella Vista DR	Scottsdale Ranch 5-B Lot 1-78 TR A	4	2	4	2,444	13,535	1985	595,000	595,000		243.45 / NA	39
	5138152	10788 E PALOMINO RD	VILLAS AT SCOTTSDALE RANCH	5	3	5	3,205	10,667	1989	595,000	595,000		185.65 / NA	203
	5015499	10907 E Bella Vista DR	Scottsdale Ranch	4	3	4	3,257	9,665	1994	685,000	639,000		196.19 / NA	290
	5115091	9902 E DOUBLETREE RANCH RD	Andalusia 2	5	2.5	5	3,482	15,552	1985	640,000	640,000		183.8 / NA	80
	5144993	10050 E MOUNTAINVIEW LAKE DR 14	Mountainview Lake Estates	3	3	3	2,530	391	1985	649,000	649,000		256.52 / NA	16
	5122226	9195 N 101st ST	SCOTTSDALE RANCH	3	2.5	4	2,550	12,552	1987	649,000	663,000		260 / NA	63
	5145336	9885 E COCHISE DR	Scottsdale Ranch	5	3.5	5	3,516	14,144	1986	690,000	690,000		196.25 / NA	16
	5146915	9907 E Topaz PL	Scottsdale Ranch	3	2	5	3,000	10,803	1982	699,000	699,000		233 / NA	12
	5026670	10110 E Cochise AVE	Island at Scottsdale Ranch	3	2.5	3	2,848	7,413	1991	849,000	739,000		259.48 / NA	268
	5105702	10697 E Fanfol LN	The Estates at Scottsdale Ranch	4	3.5	4	3,646	20,812	1992	748,500	739,500		202.83 / NA	98








	5111925	9710 E MISSION LN	Scottsdale Ranch	4	3	4	3,490	15,410	1984	749,900	750,000			214.9 / NA	86
	5149483	10228 N 96TH PL	Scottsdale Ranch	4	3	4	3,709	15,368	1984	756,000	756,000			203.83 / NA	7
	5017960	10220 E COCHISE DR	SCOTTSDALE RANCH	3	2.5	4	3,133	14,270	1995	799,990	775,000			247.37 / NA	223
	5081443	9172 N 96TH PL	Scottsdale Ranch	5	3.5	7	4,886	17,945	1987	850,000	799,000			163.53 / NA	128
	5140468	10213 E GOLD DUST AVE	Scottsdale Ranch	3	3	4	3,205	9,306	1994	799,000	799,000			249.3 / NA	559
	5148618	10101 E BAYVIEW DR	ISLAND AT SCOTTSDALE RANCH	3	2.5	3	2,848	7,993	1989	975,000	975,000			342.35 / NA	8
	5073254	10050 E MOUNTAINVIEW LAKE DR 50	Mountainview Lake Estates	3	2.5	5	3,249	12,000	1997	1,350,000	1,299,000			399.82 / NA	162
	5010203	9928 E BAYVIEW DR	Scottsdale Ranch	5	4.5	7	4,658	19,389	1988	1,450,000	1,375,000			295.19 / NA	300

UCB (Under Contract-Backups) Listings

Photo	MLS #	Address	Subdivision	Bed	Bth	Bedrooms Plus	SqFt	Approx Lot SqFt	YR	OLP	LP	SP	COE	LP/SP/\$/SF	CDOM
	5107129	9711 E MOUNTAIN VIEW RD 2500	Racquet Club	1	1	1	620	63	1984	119,900	119,900			193.39 / NA	95
	5089280	10050 E MOUNTAINVIEW LAKE DR 40	Scottsdale Ranch	2	2	2	1,321	3,434	1989	270,000	270,000			204.39 / NA	79
	5113710	9705 E MOUNTAIN VIEW RD 1156	The Racquet Club	3	2.5	3	1,489	4,500	1986	279,000	279,000			187.37 / NA	83
	5112705	10479 E SAN SALVADOR DR	SCOTTSDALE RANCH	2	2	3	1,684	8,653	1985	299,000	299,000			177.55 / NA	85
	5086482	9705 E MOUNTAIN VIEW RD 1114	The Racquet Club	3	2.5	3	1,489	4,500	1986	325,000	325,000			218.27 / NA	136
	5139497	10004 E SADDLEHORN TRL	Mission Monterey	3	2	3	1,768	6,725	1984	424,900	417,500			236.14 / NA	29
	5126967	9765 E TURQUOISE AVE	Scottsdale Ranch	4	2.5	4	2,428	9,985	1984	559,000	549,000			226.11 / NA	56
	5053191	10133 E BAYVIEW DR	Island at Scottsdale Ranch	3	2.5	3	2,848	7,648	1989	899,000	849,000			298.1 / NA	200





















Pending Listings





















Photo	MLS #	Address	Subdivision	Bed	Bth	Bedrooms Plus	SqFt	Approx Lot SqFt	YR	OLP	LP	SP	COE	LP/SP/\$/SF	CDOM
-------	-------	---------	-------------	-----	-----	---------------	------	-----------------	----	-----	----	----	-----	-------------	------

	5138138	9711 E MOUNTAIN VIEW RD 2520	RACQUET CLUB	1	1	1	644	66	1985	119,500	119,500			185.56 / NA	29
	5056550	10080 E MOUNTAINVIEW LAKE DR 163	SCOTTSDALE BAY CLUB	2	2	2	1,152	112	1985	349,000	319,000			276.91 / NA	140
	5136392	10090 E CALLE DE CIELO CIR	CASA DEL CIELO LOT 19	3	2	3	1,838	6,427	1985	350,000	350,000			190.42 / NA	20
	5091177	10050 E MOUNTAINVIEW LAKE DR 25	Mountainview Lake Estates	2	2.5	2	2,488	3,980	1987	589,000	549,500			220.86 / NA	96
	5023100	10050 E Mountain View DR 38	Mountainview Lake Estates	3	2.5	3	2,340	7,000	1987	575,000	575,000			245.73 / NA	50
	5063709	10415 N 101ST ST	Scottsdale Ranch	3	2	3	2,179	6,842	1988	650,000	599,995			275.35 / NA	126
	5103794	10163 E BAYVIEW DR	Landings at SCOTTSDALE RANCH	3	3	5	3,235	9,344	1995	1,050,000	1,050,000			324.57 / NA	235

Closed Listings





















Photo	MLS #	Address	Subdivision	Bed	Bth	Bedrooms Plus	SqFt	Approx Lot SqFt	YR	OLP	LP	SP	COE	LP/SP / \$/SF	CDOM
	5063039	9815 N 96TH PL	Scottsdale Ranch	4	2.5	4	3,284	19,274	1985	538,000	538,000	515,000	07/31/2014	163.82 / 156.82	81
	5130244	10015 E MOUNTAIN VIEW RD 1005	The Fountains	2	2	2	1,246	1,208	1986	175,000	175,000	170,000	07/30/2014	140.45 / 136.44	49
	5122587	10950 E Tierra DR	Mountainview Place MCR 29	4	3	4	2,681	18,614	1987	635,000	635,000	620,000	07/30/2014	236.85 / 231.26	32
	5098983	10490 E TERRA DR	SCOTTSDALE RANCH	3	2	4	2,121	9,864	1985	425,000	419,000	415,000	07/24/2014	197.55 / 195.66	74
	5102420	9873 N 100TH PL	Las Brisas	3	2	3	2,063	4,125	1986	589,000	589,000	570,000	07/16/2014	285.51 / 276.3	56
	5005330	9707 E MOUNTAIN VIEW RD 1430	Racquet Club	1	1	1	850	87	1984	164,900	124,900	123,500	07/14/2014	146.94 / 145.29	249
	5052214	10115 E MOUNTAIN VIEW RD 2026	Venetian	2	2	2	1,076	114	1984	173,000	167,900	155,000	07/14/2014	156.04 / 144.05	175
	5051498	9708 E VIA LINDA -- 1362	RACQUET CLUB	2	2	2	1,125	107	1986	195,000	177,500	170,000	07/10/2014	157.78 / 151.11	177
	5074600	10673 E FANFOL LN	Estates at Scottsdale Ranch	4	3	4	3,365	15,589	1987	799,000	699,900	690,000	07/09/2014	207.99 / 205.05	137
	5107927	10055 E MOUNTAINVIEW LAKE DR 1009	Venetian Condominium	1	1	1	751	762	1984	134,950	134,900	125,000	07/02/2014	179.63 / 166.44	49
	5119337	10323 N 104 WAY	HERITAGE VILLAGE IV (ADULT)	2	2.5	3	2,041	456	1985	355,000	355,000	350,000	07/01/2014	173.93 / 171.48	41

	5079973	10109 E Topaz DR	Las Brisas	3	3.5	4	3,436	5,360	1985	1,050,000	1,000,000	990,000	06/30/2014	291.04 / 288.13	79
	5114673	10144 E BAYVIEW DR	ISLAND AT SCOTTSDALE RANCH	3	2.5	3	2,848	9,079	1990	1,090,000	1,090,000	1,070,000	06/30/2014	382.72 / 375.7	28
	5071345	10132 E CINNABAR AVE	Las Brisas	3	2	3	2,000	5,643	1986	475,000	465,000	455,000	06/27/2014	232.5 / 227.5	104
	5066960	9708 E VIA LINDA -- 2346	Racquet Club	2	2	2	1,125	117	1986	215,000	199,900	198,000	06/24/2014	177.69 / 176	106
	5102755	10487 E COCHISE AVE	HERITAGE VILLAGE 4 MCR 25	3	2	3	1,988	437	1985	365,000	365,000	350,000	06/24/2014	183.6 / 176.06	67
	5109351	10080 E MOUNTAIN VIEW LAKE DR L251	Scottsdale Bay Club	1	1	1	1,095	0	1992	243,900	243,900	230,000	06/20/2014	222.74 / 210.05	12
	5084240	10273 E CARON ST	SCOTTSDALE RANCH	4	2	4	2,421	10,313	1986	529,500	514,900	494,849	06/20/2014	212.68 / 204.4	102
	5090344	10485 N 97TH PL	SCOTTSDALE RANCH	4	3.5	4	3,929	18,217	1985	749,900	749,900	725,000	06/18/2014	190.86 / 184.53	267
	5100139	9707 E MOUNTAIN VIEW RD 1403	Racquet Club	1	1	1	825	84	1984	149,000	149,000	144,500	06/17/2014	180.61 / 175.15	37
	5069379	10235 N 99TH PL	Scottsdale Ranch	4	2.5	5	4,273	14,728	1995	895,000	799,000	739,500	06/17/2014	186.99 / 173.06	486
	5103001	9824 E TURQUOISE AVE	SCOTTSDALE RANCH	3	2	3	2,285	10,827	1983	599,900	550,000	527,000	06/16/2014	240.7 / 230.63	48
	5102390	10017 E MOUNTAIN VIEW RD 1077	The Fountains	2	2	2	1,446	141	1984	199,000	199,000	198,000	06/13/2014	137.62 / 136.93	161
	5060192	10621 E San Salvador DR	Scottsdale Ranch	4	2.5	5	3,968	17,088	1986	799,000	799,000	750,000	06/13/2014	201.36 / 189.01	135
	4950656	9707 E Mountain View RD 1452	Racquet Club	1	1	1	850	83	1984	175,000	165,000	165,000	06/12/2014	194.12 / 194.12	366
	5105854	10883 E Palomino RD	Scottsdale Ranch	4	2	4	2,460	10,774	1990	545,000	545,000	532,500	06/12/2014	221.54 / 216.46	49
	5080493	10055 E Mountainview Lake DR 2066	VENETIAN CONDOMINIUM	1	1	1	704	703	1985	134,900	124,900	118,000	06/11/2014	177.41 / 167.61	264
	5103860	9348 N 109TH PL	Scottsdale Ranch	4	3	4	2,648	11,783	1991	585,000	585,000	562,000	06/11/2014	220.92 / 212.24	16
	5019840	10019 E MOUNTAIN VIEW RD 2126	The Fountains	2	2	2	968	966	1983	174,500	159,900	153,000	06/10/2014	165.19 / 158.06	198
	4678999	10080 E MOUNTAIN VIEW LAKE DR 239	Scottsdale Bay Club	2	2	2	1,152	122	1992	420,000	329,900	324,000	06/09/2014	286.37 / 281.25	875
	5023647	10565 E SAN SALVADOR DR	Scottsdale Ranch	4	2.5	4	2,434	7,364	1985	489,000	442,000	437,000	06/05/2014	181.59 / 179.54	176

	5081143	10901 E FANFOL LN	Scottsdale Ranch	4	4.5	4	3,883	37,912	1989	995,000	975,000	904,000	06/03/2014	251.09 / 232.81	84
	5078306	10004 E SADDLEHORN TRL	Mission Monterey	2	2	3	1,768	6,725	1984	349,000	339,000	315,000	06/02/2014	191.74 / 178.17	79
	5053534	9765 E IRONWOOD DR	Scottsdale Ranch	4	2.5	4	2,656	12,544	1985	579,900	559,000	525,000	06/02/2014	210.47 / 197.67	94
	5106096	9270 N 106TH PL	SCOTTSDALE RANCH	5	3.5	6	4,175	18,327	1988	704,900	714,900	710,000	06/02/2014	171.23 / 170.06	334
	5059524	9705 E Mountain View RD 1044	RACQUET CLUB at Scottsdale Ranch	3	2.5	3	1,482	1,172	1984	265,000	239,900	230,000	05/30/2014	161.88 / 155.2	488
	5067804	10591 E BELLA VISTA DR	Scottsdale Ranch	3	2	3	1,898	8,853	1985	435,000	435,000	430,000	05/29/2014	229.19 / 226.55	71
	5014692	9708 E Via Linda RD 2335	Racquet Club	2	2	2	1,125	0	1984	237,500	188,500	183,000	05/27/2014	167.56 / 162.67	196
	5008546	10068 E SAN SALVADOR DR	Casa Del Cielo, Scottsdale Ranch	2	2	2	1,413	5,937	1986	325,000	309,999	310,000	05/23/2014	219.39 / 219.39	224
	5023442	10820 E SAN SALVADOR DR	Mountain View Place	4	2	4	2,514	12,443	1987	449,900	400,000	391,000	05/23/2014	159.11 / 155.53	195
	5066307	9179 N 107th WAY	Mountainview Village at Scottsdale Ranch	3	2	3	2,093	7,992	1988	485,000	475,000	450,000	05/23/2014	226.95 / 215	106
	5054832	10115 E MOUNTAIN VIEW RD 1017	Venetian Condominium at Scottsdale Ranch	2	2	2	1,076	1,175	1984	175,900	174,900	169,000	05/22/2014	162.55 / 157.06	118
	5098236	10560 E PALOMINO RD	SCOTTSDALE RANCH	3	2	3	1,846	7,566	1985	384,000	369,000	365,500	05/22/2014	199.89 / 198	220
	5077463	9705 E MOUNTAIN VIEW RD 1086	THE RACQUET CLUB	2	2.5	3	1,358	0	1984	249,000	249,000	222,500	05/21/2014	183.36 / 163.84	59
	4564779	10080 E MOUNTAIN VIEW LAKE DR 260	Scottsdale Bay Club	2	2	2	1,298	15,360	1992	345,000	349,000	345,000	05/21/2014	268.88 / 265.79	1,607
	5106093	10865 E San Salvador DR	Scottsdale Ranch	4	3	4	2,842	12,949	1987	425,000	425,000	439,000	05/20/2014	149.54 / 154.47	4
	5106434	9098 N 100th PL	St. Tropez Estates at Scottsdale Ranch	3	2	4	2,191	16,311	1986	575,000	575,000	557,862	05/20/2014	262.44 / 254.62	27
	5055082	9200 N Rockne RD	Scottsdale Ranch	4	2	4	2,411	11,128	1985	509,000	498,900	497,700	05/19/2014	206.93 / 206.43	346
	5088140	9198 N 101st ST	St. Tropez Estates at Scottsdale Ranch	3	2.5	4	2,782	13,195	1987	750,000	750,000	750,000	05/16/2014	269.59 / 269.59	33
	5079974	9740 E SAN SALVADOR DR	Scottsdale Ranch - Andalusia I	3	4	3	2,906	15,025	1985	558,000	558,000	530,000	05/15/2014	192.02 / 182.38	176
	5088274	10054 E SAN SALVADOR DR	CASA DEL CIELO	2	2	2	1,603	4,757	1986	375,000	375,000	362,500	05/05/2014	233.94 / 226.14	16

	5060235	10050 E MOUNTAIN VIEW LAKE DR 12	Mountainview Lake Estates	2	2	2	1,460	428	1986	550,000	549,000	519,000	05/05/2014	376.03 / 355.48	95
	5084288	10436 N 104TH PL	Heritage Village 4	2	2	4	2,151	4,472	1985	599,000	599,000	589,000	05/05/2014	278.48 / 273.83	29
	5082038	9708 E VIA LINDA DR 2307	RACQUET CLUB	2	2	2	968	0	1985	209,900	209,900	200,000	05/01/2014	216.84 / 206.61	14
	5065524	9708 E VIA LINDA -- 2330	Racquet Club	2	2	2	968	97	1985	149,900	149,900	135,000	04/30/2014	154.86 / 139.46	58
	5069127	10050 E MOUNTAINVIEW LAKE DR 65	MOUNTAINVIEW LAKE ESTATES SCOTTSDALE RANCH	3	2	3	1,817	4,573	1985	499,990	429,900	416,900	04/29/2014	236.6 / 229.44	73
	5071120	9877 N 101st ST	Las Brisas	2	2	3	1,960	7,688	1986	530,000	530,000	530,000	04/28/2014	270.41 / 270.41	49
	5067425	9836 E COCHISE DR	Scottsdale Ranch	4	3	5	3,091	12,565	1986	670,000	650,000	635,000	04/25/2014	210.29 / 205.44	43
	4995509	10404 N 106TH PL	Scottsdale Ranch	5	6.75	7	8,143	57,974	1988	2,750,000	1,400,000	1,175,000	04/25/2014	171.93 / 144.3	212
	5077103	10573 E SADDLEHORN DR N	SUNTREE EAST	2	2	3	1,378	4,000	1989	339,900	339,900	329,000	04/22/2014	246.66 / 238.75	28
	5063790	10631 E SAN SALVADOR DR	Scottsdale Ranch Andalusia III	4	3	5	3,533	14,394	1987	799,900	769,900	710,000	04/22/2014	217.92 / 200.96	39
	5085357	10593 E TOPAZ CIR	Heritage Village 4	3	2	3	2,026	4,951	1987	338,500	338,500	319,000	04/21/2014	167.08 / 157.45	38
	5066738	10489 N 97TH ST	Scottsdale Ranch	5	4	5	3,423	14,636	1986	695,000	695,000	660,000	04/21/2014	203.04 / 192.81	46
	5060436	9994 E VOGEL AVE	Mission Monterey	3	2	3	2,051	6,703	1983	519,700	497,700	485,000	04/18/2014	242.66 / 236.47	53
	5062328	9956 E IRONWOOD DR	SCOTTSDALE RANCH	3	3	3	2,613	11,369	1983	509,000	509,000	500,000	04/16/2014	194.8 / 191.35	334
	5065426	10353 E CARON ST	SCOTTSDALE RANCH	4	2.5	6	2,451	11,269	1984	499,000	499,000	477,500	04/09/2014	203.59 / 194.82	14
	5013884	9705 E Mountain View RD RD 1129	The Racquet Club	3	2.5	3	1,489	0	1986	299,000	299,000	270,000	04/07/2014	200.81 / 181.33	180
	5030284	9889 N 101ST ST	Las Brisas	2	2	3	1,840	5,467	1986	520,000	500,000	492,500	04/07/2014	271.74 / 267.66	100
	5072031	9705 E MOUNTAIN VIEW RD E 1518	RACQUET CLUB	1	1	1	628	0	1984	115,000	115,000	115,000	04/04/2014	183.12 / 183.12	0
	5035690	9707 E MOUNTAIN VIEW RD 2436	RACQUET CLUB	1	1	1	850	84	1984	180,000	174,900	165,000	03/31/2014	205.76 / 194.12	112
	5019167	10293 N 103rd ST	Scottsdale Ranch @ MONTEREY POINT	3	2	3	1,918	10,324	1986	779,500	765,000	725,000	03/31/2014	398.85 / 378	134

	5052461	10401 N 100TH ST 6	Bayview Estates	3	3	3	2,753	9,695	1987	995,000	995,000	860,000	03/31/2014	361.42 / 312.39	19
	5039925	9711 E MOUNTAIN VIEW RD 2530	Racquet Club at Scottsdale Ranch	1	1	1	620	63	1985	114,900	99,900	97,500	03/28/2014	161.13 / 157.26	85
	5067149	10187 N 96TH PL	Haciendas Del Lago at Scottsdale Ranch	3	2	4	2,230	11,750	1985	487,500	475,000	460,000	03/28/2014	213 / 206.28	30
	5041349	10256 E Caron ST	Scottsdale Ranch	4	2	5	2,389	11,852	1986	494,950	464,950	464,950	03/28/2014	194.62 / 194.62	85
	5057413	10130 E Doubletree Ranch RD	Scottsdale Ranch	3	2	3	2,311	10,956	1986	539,000	529,000	518,000	03/28/2014	228.91 / 224.15	56
	5073983	9728 N 106TH PL 154	Suntree East	2	2	3	1,378	3,999	1989	339,000	339,000	330,000	03/27/2014	246.01 / 239.48	20
	5045188	9241 N 106TH WAY	Mountainview Village	3	2	4	1,834	7,340	1989	485,000	485,000	475,000	03/27/2014	264.45 / 259	76
	5071260	10489 E GOLD DUST CIR	Heritage Village 4	3	3	3	1,937	7,625	1987	389,900	389,900	385,000	03/26/2014	201.29 / 198.76	39
	5066020	9709 E Mountain View RD 1718	The Racquet Club at Scottsdale Ranch	3	2	3	2,216	201	1984	449,000	449,000	400,000	03/26/2014	202.62 / 180.51	17
	5061905	9708 E VIA LINDA -- 2327	The Racquet Club at Scottsdale Ranch	2	2	2	1,038	1,090	1985	179,900	159,900	150,000	03/25/2014	154.05 / 144.51	40
	4986912	10791 E SAN SALVADOR DR	Scottsdale Ranch	4	2.5	4	2,707	11,714	1987	539,000	479,000	450,000	03/25/2014	176.95 / 166.24	217
	5058679	10080 E MOUNTAINVIEW LAKE DR 315	Scottsdale Bay Club	2	2	2	1,152	1,185	1992	199,000	199,000	187,000	03/24/2014	172.74 / 162.33	53
	5049258	10333 N 101ST ST	The Island	3	2	3	2,210	6,479	1988	550,000	550,000	535,000	03/22/2014	248.87 / 242.08	20
	5066576	10066 E SAN SALVADOR DR	Casa Del Cielo	2	2	3	1,603	5,170	1986	389,000	389,000	373,000	03/20/2014	242.67 / 232.69	10
	5048417	10595 E San Salvador DR	Scottsdale Ranch	4	2	4	2,310	10,584	1986	430,000	419,000	409,000	03/20/2014	181.39 / 177.06	47
	5027140	10325 E BELLA VISTA DR	Scottsdale Ranch Unit 6 MCR 246-10	3	2.5	4	2,139	9,855	1984	464,999	455,000	412,000	03/20/2014	212.72 / 192.61	127
	5073574	10017 E Mountain View RD 2076	The Fountains	2	2	2	942	91	1984	145,000	145,000	140,000	03/19/2014	153.93 / 148.62	215
	5043753	10017 E MOUNTAIN VIEW RD 2052	THE FOUNTAINS MCR 250-8 U	2	2	2	1,162	1,200	1984	189,500	160,000	160,000	03/18/2014	137.69 / 137.69	61
	5030189	10055 E MOUNTAINVIEW LAKE DR 2048	Venetian Condominium	1	1	1	704	703	1984	125,000	119,900	114,000	03/14/2014	170.31 / 161.93	123
	5028595	9745 E MISSION LN	Scottsdale Ranch	4	3	5	3,490	16,852	1984	640,000	640,000	600,000	03/14/2014	183.38 / 171.92	85

	5035332	10015 E MOUNTAIN VIEW RD 1012	The Fountains	2	2	2	1,162	117	1984	219,500	179,900	172,000	03/12/2014	154.82 / 148.02	105
	5050099	10017 E MOUNTAIN VIEW RD 1067	THE FOUNTAINS	2	2.5	2	1,792	869	1984	265,000	265,000	250,000	03/12/2014	147.88 / 139.51	46
	5062436	10325 E Cinnabar AVE	Heritage Village 4	2	2	2	1,763	4,397	1984	365,000	365,000	350,000	03/11/2014	207.03 / 198.53	15
	5048870	10067 E SAN SALVADOR DR	Casa Del Cielo / Scottsdale Ranch	3	2	3	1,838	5,818	1986	399,000	414,500	410,000	03/10/2014	225.52 / 223.07	20
	5052399	10080 E MOUNTAINVIEW LAKE DR 213	Scottsdale Bay Club	3	2	3	1,592	1,545	1992	315,000	299,000	287,000	03/07/2014	187.81 / 180.28	52
	5049033	9705 E Mountain View RD 1023	Racquet Club	3	2.5	3	1,482	0	1984	285,000	285,000	250,000	03/04/2014	192.31 / 168.69	15
	5055507	10080 E MOUNTAIN VIEW LAKE DR 263	SCOTTSDALE BAY CLUB	2	2	2	1,081	0	1985	350,000	350,000	330,000	03/04/2014	323.77 / 305.27	3
	5017522	10570 E VOGEL AVE	Suntree East	2	2	2	1,617	4,997	1985	365,000	345,000	339,000	03/03/2014	213.36 / 209.65	127
	5053770	9677 E GOLD DUST AVE	Scottsdale Ranch	4	2	4	2,662	10,443	1982	675,000	675,000	650,000	03/03/2014	253.57 / 244.18	94
	5019387	10478 E FANFOL LN	Suntree East	3	2	3	1,934	8,152	1985	425,000	417,000	400,000	03/01/2014	215.62 / 206.83	52
	4978898	10466 E SAN SALVADOR DR	SCOTTSDALE RANCH UNIT 11-A	4	2	4	1,941	8,412	1985	436,000	418,500	410,000	02/28/2014	215.61 / 211.23	176
	5049035	9965 N 101ST ST	Las Brisas	2	2	2	1,700	4,423	1986	529,000	519,000	500,000	02/28/2014	305.29 / 294.12	58
	5036430	10658 E ARABIAN PARK DR	SCOTTSDALE RANCH	4	2	4	2,557	11,526	1987	559,000	559,000	550,000	02/27/2014	218.62 / 215.1	50
	5066541	10107 E TOPAZ DR	Las Brisas	2	2	3	2,519	5,296	1985	615,000	615,000	599,000	02/27/2014	244.14 / 237.79	20
	5056879	9795 E MISSION LN	Scottsdale Ranch	3	3	3	2,658	18,039	1984	639,900	639,900	630,000	02/27/2014	240.74 / 237.02	37
	5065407	10115 E Mountain View RD 2077	Venetian Condominium	2	2	2	1,076	1,146	1984	179,000	179,000	168,000	02/26/2014	166.36 / 156.13	10
	5040440	10570 E CINNABAR AVE	HERITAGE VILLAGE 4	2	3	3	2,104	4,281	1990	369,900	369,900	365,000	02/24/2014	175.81 / 173.48	73
	4995167	10971 E PALOMINO RD	SCOTTSDALE RANCH	4	2	4	2,574	18,769	1987	615,000	540,000	525,000	02/24/2014	209.79 / 203.96	116
	5052543	9508 N 105TH ST 33	SUNTREE EAST	2	2.5	2	1,520	4,248	1994	355,000	355,000	357,400	02/21/2014	233.55 / 235.13	17
	5032905	9998 E PURDUE AVE	Mission Monterey	3	2	3	1,768	5,986	1983	395,000	384,900	375,000	02/20/2014	217.7 / 212.1	86

	5047825	10079 E CALLE DE CIELO CIR	CASA DEL CIELO	2	2	3	1,603	6,458	1985	349,900	349,900	349,900	02/17/2014	218.28 / 218.28	6
	4979847	10299 N 103rd PL	Scottsdale Ranch - Lake Serena Estates	4	2.5	5	3,832	8,992	1999	775,000	728,000	728,000	02/14/2014	189.98 / 189.98	311
	4962072	10295 E BELLA VISTA DR	Scottsdale Ranch 6	3	2.5	4	2,605	9,720	1984	525,000	495,000	495,000	02/10/2014	190.02 / 190.02	129
	5000032	10017 E Mountain View RD 1042	The Fountains	2	2.5	2	1,709	0	1985	325,000	325,000	310,000	02/07/2014	190.17 / 181.39	99
	5035612	9845 E TURQUOISE AVE	Scottsdale Ranch	3	2	4	2,491	13,384	1982	469,000	469,000	448,000	02/06/2014	188.28 / 179.85	48
	5049060	10114 N 100th PL	Las Brisas	2	2	2	1,612	4,573	1986	399,900	399,900	390,000	02/05/2014	248.08 / 241.94	19
	5013973	10202 N 103RD ST N	Monterey Point - Scottsdale Ranch	3	2	3	2,176	8,516	1986	785,000	765,000	725,000	02/05/2014	351.56 / 333.18	111
	5049477	10099 E SAN SALVADOR DR	CASA DEL CIELO	2	2	3	1,603	5,152	1985	369,000	369,000	362,500	02/04/2014	230.19 / 226.14	0
	5021414	10965 E TIERRA DR	Scottsdale Ranch	4	2.5	4	2,842	19,379	1988	659,000	649,000	620,000	02/04/2014	228.36 / 218.16	100

Prepared by Robert A. Williams, PLC

All information should be verified by the recipient and none is guaranteed as accurate by ARMLS. DND2 (D o N of D isplay or D isclose) - the data in fields marked with DND2 is confidential, for agent use only, and may not be shared with customers or clients in any manner whatsoever.

© 2014 ARMLS and FBS. DMCA